



The MAAAX Program

Online Attendance Tracking System

2006-07

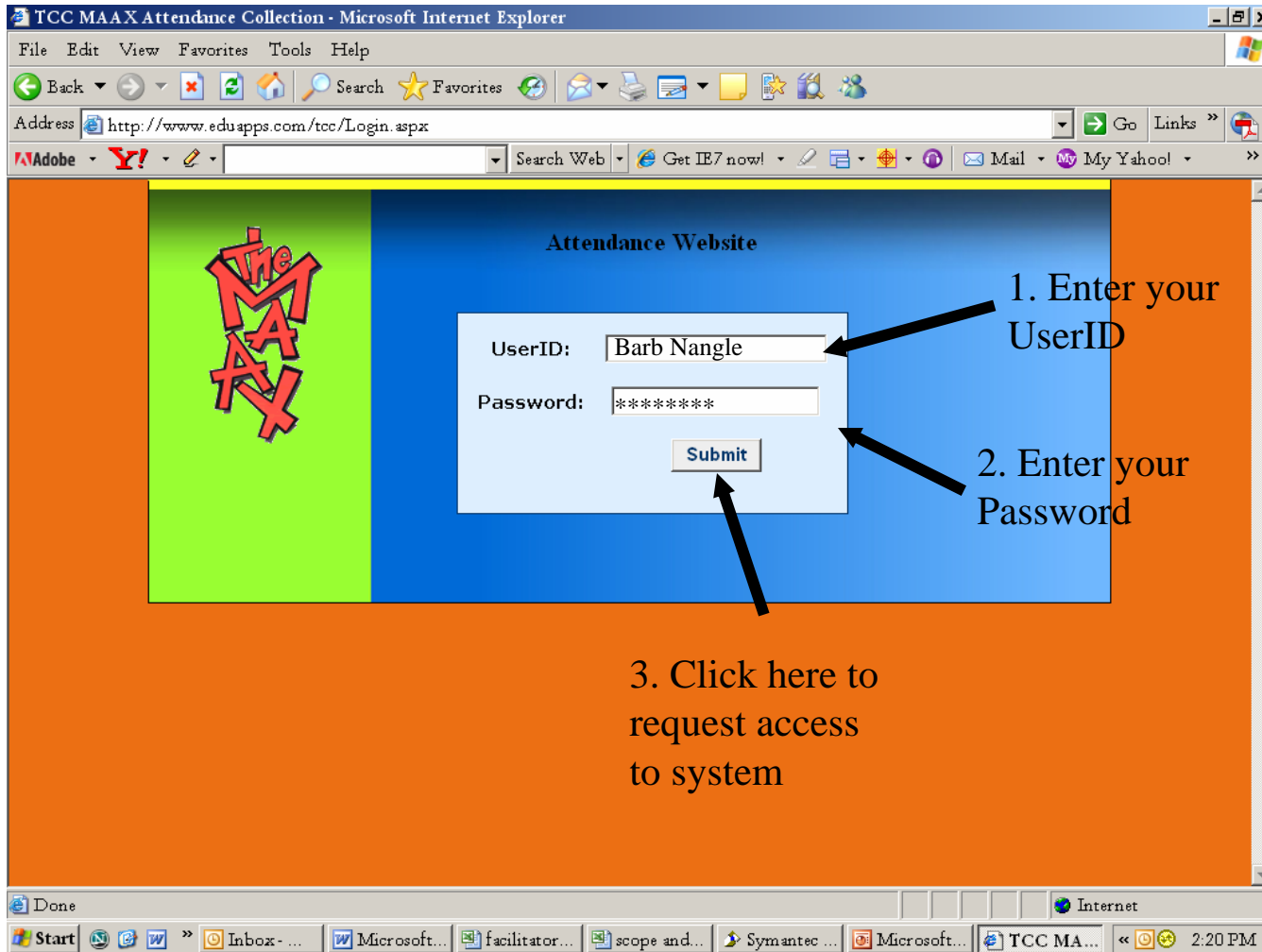


Please call or e-mail Barb Nangle with questions

Barbara.Nangle@yale.edu or 203-789-7645

Login Screen

<http://www.eduapps.com/tcc/Login.aspx>



Your **UserID** is your first and last name

Main Menu

TCC MAAX Attendance Collection - Microsoft Internet Explorer

File Edit View Favorites Tools Help

Back Forward Stop Home Search Favorites Refresh Mail Print

Address <http://www.eduapps.com/tcc/Menu.aspx> Go Links

Adobe Y! Search Web Get IE7 now! Mail My Yahoo!

Date: 10/19/2006 2:24:37 PM
User: barb nangle

The MAAX
Attendance Website

The MAAX

ALGEBRA 1
GEOMETRY
ALGEBRA 2

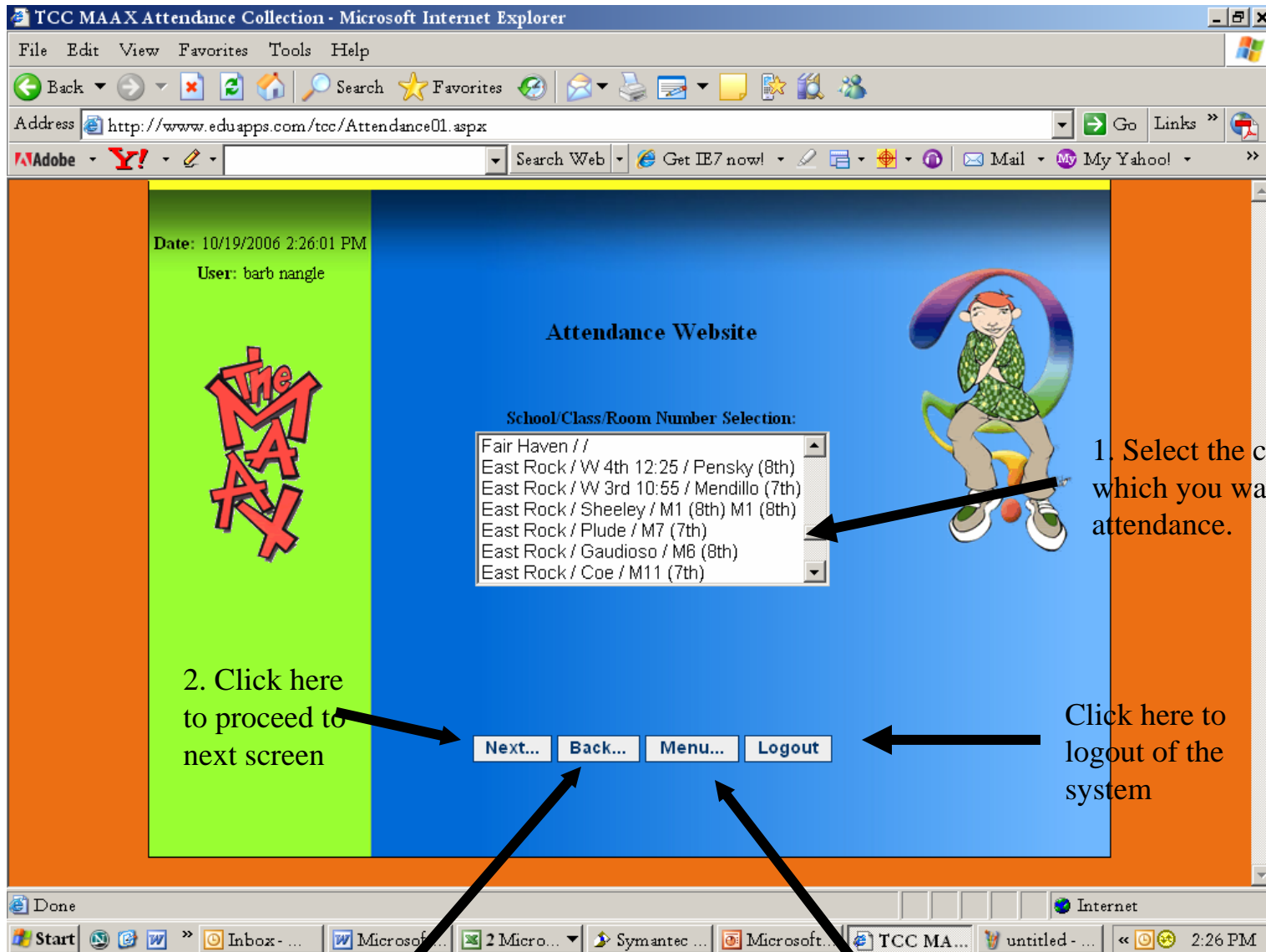
Enter Attendance...
View Attendance...
Missing Attendance...

Click to Enter Attendance data

Done Internet

Start | Inbox - ... | Microsoft... | 2 Micro... | Symantec ... | Microsoft... | TCC MA... | untitled - ... | 2:25 PM

Select Class



1. Select the class for which you want to enter attendance.

2. Click here to proceed to next screen

Click here to logout of the system

Click here to go back to previous screen

Click here to access the Main Menu again

Enter Module/Session and Date

Date: 10/19/2006 2:29:18 PM
User: barb nangle

The MAAAX
Attendance Website

Attendance input for (School/Class/Room Number):
East Rock / W 3rd 10:55 / Mendillo (7th)

Select the Module & Session covered:
Select an item...

Select a Date:
Select an item...

[Specify Reason...](#)

Next... Back... Menu... Logout

1. Select the Module and Session from the dropdown menu

2. Select the date for which you are entering data from the dropdown menu.

3. Click here to proceed to the next screen

Done Internet
Start Inbox-... Microsoft... 2 Micro... Symantec... Microsoft... TCC MA... untitled - ... 2:30 PM

Indicate Which Students Were Present

You may want to print out your roster to use as an attendance sheet to pass around the class.

The screenshot shows the TCC MAAAX Attendance Collection website. The page displays the following information:

- Date: 10/19/2006 2:35:31 PM
- User: barb nangle
- The MAAAX Attendance Website
- Attendance input for (School/Class/Room Number): East Rock / W 3rd 10:55 / Mendillo (7th)
- Module & Session: Module 8 Session 12 Closing session
- Attendance Date: 05/17/2006
- Buttons: Submit Attendance, Clear All, New Student..., Back..., Menu..., Logout
- Checkbox: Replace existing attendance records with these?
- Table with columns: Student ID, Student Nbr, Student Name, Attended?

Student ID	Student Nbr	Student Name	Attended?
19422	72798	Anderson, Carl	<input checked="" type="checkbox"/>
19423	54580	Caban, Luz	<input type="checkbox"/>
19424	54127	Caraballo, Kiana	<input checked="" type="checkbox"/>
19425	54061	Darden, Brenee	<input checked="" type="checkbox"/>

Annotations:

- 2. Click to Submit Attendance (points to the Submit Attendance button)
- 1. Check each student who was present that day (points to the checked boxes in the Attended? column)

NOTE: Entering and deleting students from the roster is shown below.

If your attendance was entered correctly,
you will receive the following message:

Attendance submitted successfully... Thank You!
Press 'Logout' to exit or 'Menu...' to return to the main menu.

HINT: To enter another date for the SAME class, just click
'Back' then enter new module/session info and the new date

Facilitators: Please print the confirmation screen so you
can submit it with your time sheet.

Guidance Counselors & Teachers: Please print the
confirmation screen for your records.

Add a New Student To a Class Roster

Select the “New Student...” button from the attendance screen. The following screen will appear. NOTE: This must be done *before* indicating who was present

The MAAX
Attendance Website

Add Student for (School/Class/Room Number):
East Rock / W 3rd 10:55 / Mendillo (7th)

First Name:

Last Name:

Student Number:

Date: 10/19/2006 2:38:08 PM
User: barb nangle

1. Fill in first and last name. Leave ID blank unless the school gave you students' ID number.

2. Click here to Submit New Student Request

Remove a Student From a Class

On the roster, select the Student ID number (19422) of the student to be removed. The screen to the right will appear.

NOTE: This must be done *before* indicating who was present

Attendance input for (School/Class/Room Number):
East Rock / W 3rd 10:55 / Mendillo (7th)
Module & Session: Module 8 Session 12 Closing session
Attendance Date: 05/17/2006

Submit Attendance Clear All
New Student... Back... Menu...
Logout

Replace existing attendance records with these?

Student ID	Student Nbr	Student Name	Attended?
<u>19422</u>	72798	Anderson, Carl	<input type="checkbox"/>
<u>19423</u>	54580	Caban, Luz	<input type="checkbox"/>
<u>19424</u>	54127	Caraballo, Kiana	<input type="checkbox"/>

1. Select Student ID of student to be removed. You will then be taken to the next screen (on right)

TCC MAAX Attendance Collection - Microsoft Internet Explorer

File Edit View Favorites Tools Help

Address http://www.eduapps.com/tcc/MaintainStudent.aspx?id=19422

Date: 10/19/2006 2:46:46 PM
User: barb nangle

The MAAX
Attendance Website

Student Mtrc for (Term/School/Facilitator/Class):
East Rock / W 3rd 10:55 / Mendillo (7th)

Student ID: 19422
First Name: Carl
Last Name: Anderson
Student Nbr: 72798
Enrollment Status:

Submit Back... Menu... Logout

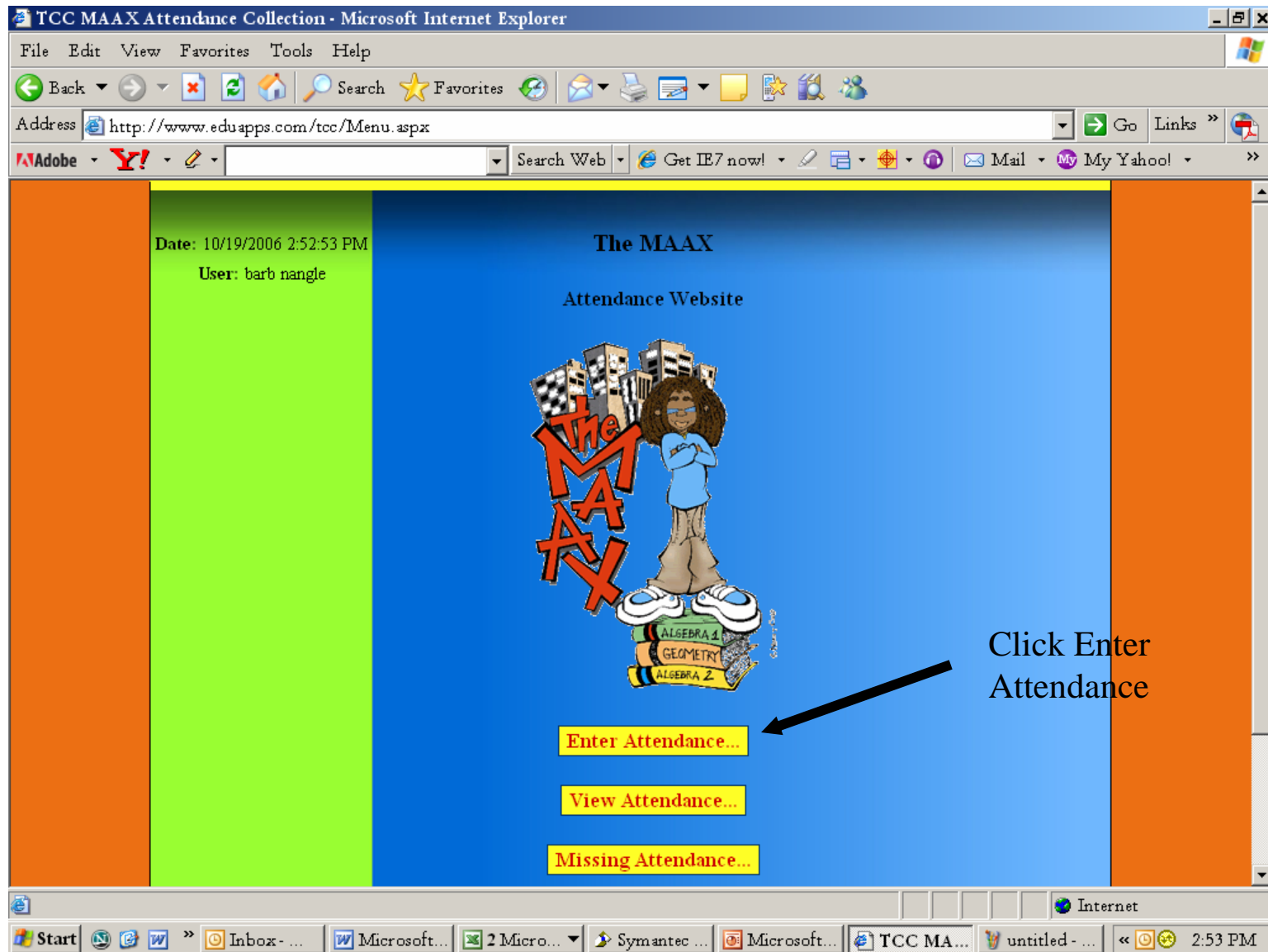
2. Click to remove student from roster (uncheck the box)

3. Click to Submit removal request

Click here to return to attendance screen if you decide not to remove student

Click here to return to attendance screen if you decide not to remove student

Specifying No Class Was Held



MAIN MENU

Select Class

TCC MAAAX Attendance Collection - Microsoft Internet Explorer

File Edit View Favorites Tools Help

Back Forward Stop Refresh Home Search Favorites

Address <http://www.eduapps.com/tcc/Attendance01.aspx> Go Links

Adobe Y! Search Web Get IE7 now! Mail My Yahoo!

Date: 10/19/2006 2:53:55 PM
User: barb nangle

The MAAAX

Attendance Website

School/Class/Room Number Selection:

- East Rock / W 4th 12:25 / Pensky (8th)
- East Rock / W 3rd 10:55 / Mendillo (7th)
- East Rock / Sheeley / M1 (8th) M1 (8th)
- East Rock / Plude / M7 (7th)
- East Rock / Gaudioso / M6 (8th)
- East Rock / Coe / M11 (7th)
- Dunbar / After Schol Math /

1. Select the class

2. Click here to proceed

Next... Back... Menu... Logout

Done Internet

Start Start Menu icons: Inbox-..., Microsoft..., 2 Micro..., Symantec..., Microsoft..., TCC MA..., untitled-... 2:55 PM

No Class Held

(School Assembly, Holiday, Snow Day, Vacation Day, etc.)

TCC MAAAX Attendance Collection - Microsoft Internet Explorer

File Edit View Favorites Tools Help

Address <http://www.eduapps.com/tcc/Attendance02.aspx> Go Links

Date: 10/19/2006 3:02:25 PM
User: barb nangle

The MAAAX
Attendance Website

Attendance input for (School/Class/Room Number):
East Rock / W 4th 12:25 / Pensky (8th)

Select the Module & Session covered:
No class held

Select a Date:
05/17/2006

[Specify Reason...](#)

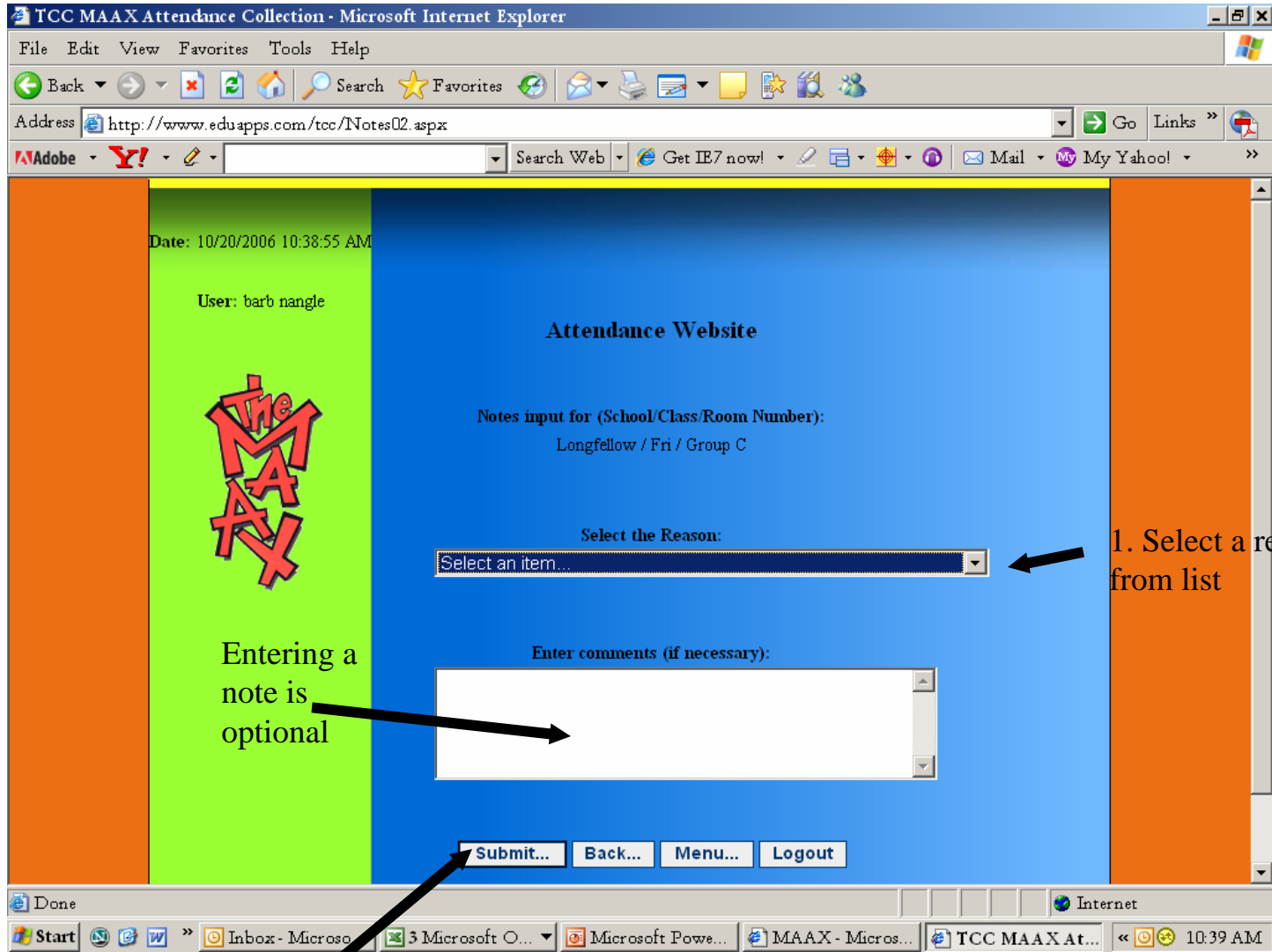
Next... Back... Menu... Logout

1. Select 'No Class Held' from the dropdown menu

2. Select date from the dropdown menu

3. Click here to Specify Reason (you *must* specify a reason)

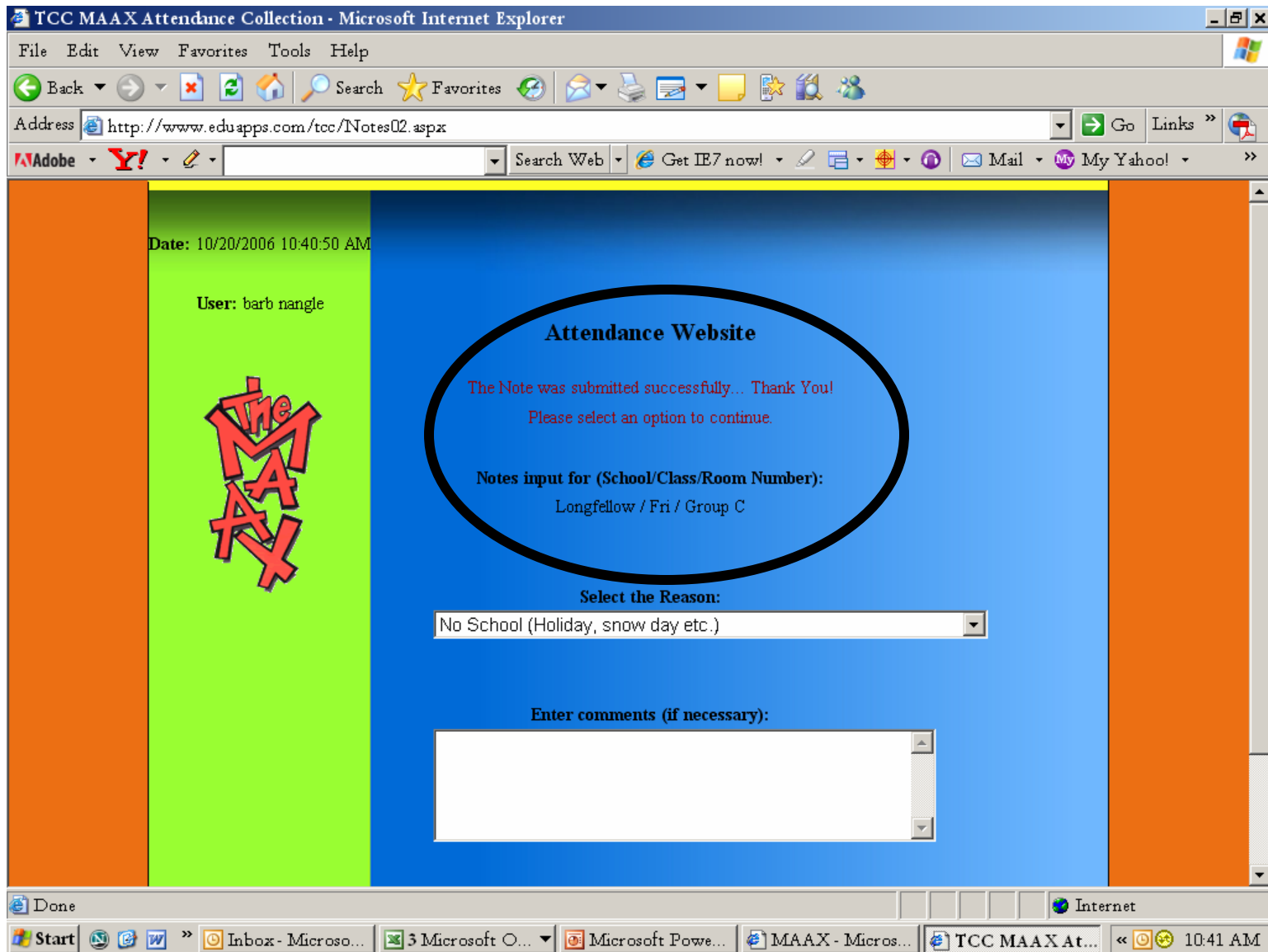
Select A Reason



1. Select a reason from list

Entering a note is optional

2. Click here to Submit



This is what you'll see when you've successfully submitted a reason for "No Class Held."